


<b>HYDROPOMPE</b>	<b>IMPELLER WITH GRINDER UNIT</b>  	<b>50 Hz</b>
<b>FTR SERIES</b>		<b>2 POLE</b>
<b>126M-126T-128M-128T</b>		

#### USE

These series of grinder pumps are particularly used in civil and industrial sewage plants. They have been designed to pump the liquid at high head with very low capacity. The cutter unit, in a special hard stainless steel, cuts into small pieces threadlike materials contained in the liquids. As the risk of clogging is avoided small diameter pipes are used. These pumps can be used to lift the sewage of blocks of flats and villas, small isolated areas far from the sewer systems; the sewage of hotels and campsites, in the food and paper industry and in those particular situations where the installation is often expensive by using a gravity system.

#### MATERIALS

##### Cover

Cast iron EN GJL 200 (UNI EN 1561)

##### Pump housing

Cast iron EN GJL 200 (UNI EN 1561)

##### Supporting foot

Cast iron EN GJL 200 (UNI EN 1561)

##### Impeller

Cast iron EN GJL 200 (UNI EN 1561)

##### Seal motor side

Seal ring

##### Mechanical seal pump side

Silicon Carbide/Silicon Carbide (SiC/SiC)

##### Motor housing

Stainless steel AISI 304

##### Motor shaft

Stainless steel AISI 416

##### Grinder

Tempered stainless steel

##### Bolts and nuts

Stainless steel Grade A2

##### Cable

5 meters type H07RN-F

Single-phase FTR126M with 4G1 mm<sup>2</sup> cable, capacitor box and SCHUKO (CEE 7/II) plug

Single-phase FTR128M with 4G1,5 mm<sup>2</sup> cable, capacitor box and SCHUKO (CEE 7/II) plug

Three-phase with 4G1 mm<sup>2</sup> cable

#### LIMITS TO USE

##### Max temperature of the liquid pumped

+40°C

##### pH of the liquid pumped

6÷10

##### Max immersion depth

5 m

##### Liquid density

1,0 kg/dm<sup>3</sup>

##### Min immersion depth for continuous service

343 mm

##### Max number starts/hour

20

##### Acoustic pressure level issued

<70dB(A)

#### MOTOR

The electric motor is asynchronous with squirrel cage rotor in dry chamber

Class of insulation F

Protection degree IP68

2pole; 50Hz

Main voltage values and relative tolerance in relation to the rated voltage value:

##### SINGLE-PHASE

230V ±6%

built-in overheating protection and float switch

##### THREE-PHASE

230V ±10%

400V ±10%

Other voltages on request.

#### OTHER FEATURES ON REQUEST

10m cable length in accordance with EN 60335-2-41

Frequency 60 Hz (*see specific catalogue*)

Other voltages

With food grade white oil

#### TECHNICAL DATA

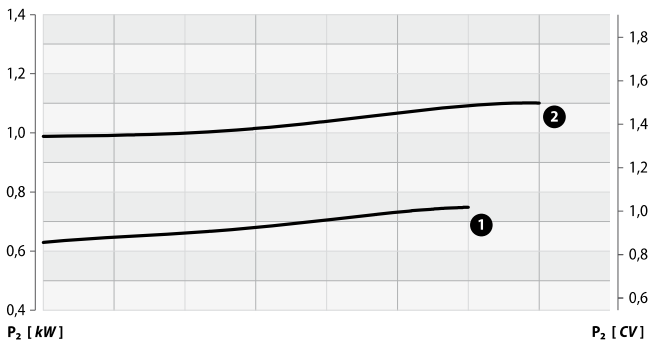
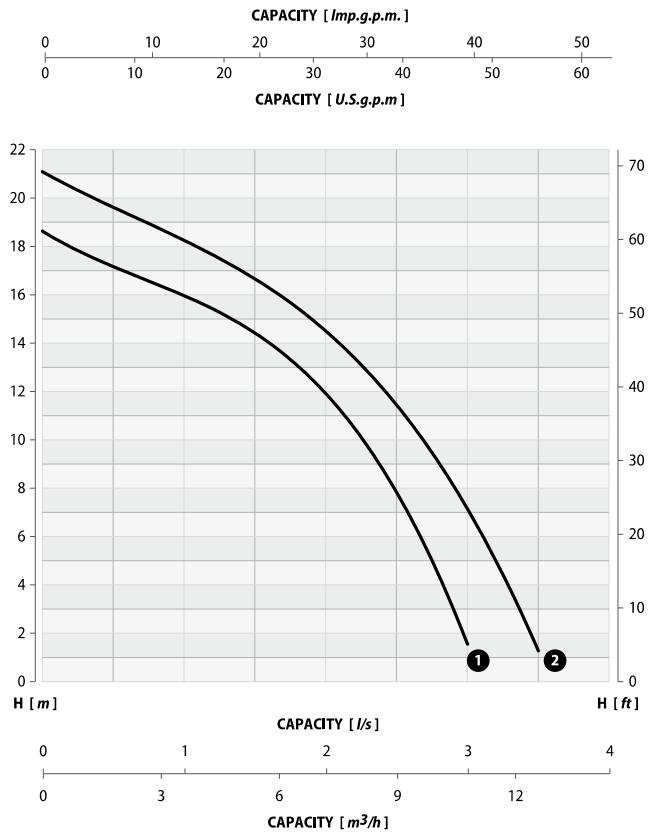
MODEL	P1 kW	P2		VOLTAGE V	CURRENT A	CAPACITOR		CABLE m	WEIGHT kg
		kW	CV			µF	V		
<b>126M</b>	0,88	0,75	1	230 (1~)	4,8	20	450	5	18
<b>126T</b>	0,88	0,75	1	230/400 (3~)	3,1/1,8	-	-	5	18
<b>128M</b>	1,4	1,1	1,5	230 (1~)	6	25	450	5	20
<b>128T</b>	1,4	1,1	1,5	230/400 (3~)	3,6/2,1	-	-	5	20

<b>FTR SERIES</b>	<b>126M-126T-128M-128T</b>		<b>IMPELLER WITH GRINDER UNIT</b>	<b>50 Hz</b>
				<b>2 POLE</b>

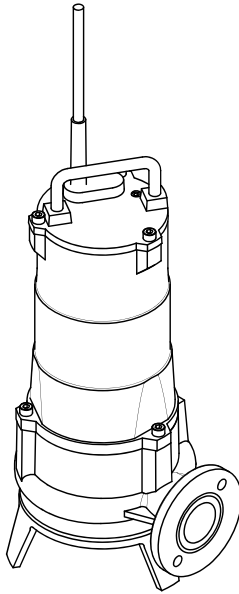
**PERFORMANCE RANGE**

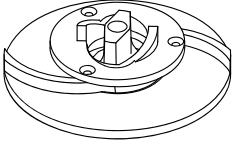
CAPACITY								
<i>l/s</i>	0	0,5	1	1,5	2	2,5	3,0	3,5
<i>m³/h</i>	0	1,8	3,6	5,4	7,2	9,0	10,8	12,6
<i>l/min</i>	0	30	60	90	120	150	180	210

MODEL	CURVE N°	HEAD m								
		126M	1	18,5	17,4	16,2	14	11,6	8,5	1,3
126T	128M	2		21	19,7	18,5	16,6	14,2	11,2	7,8
128T										



Performance tolerance in according to UNI/ISO 9906 Grade 2



<b>HYDROPOMPE</b>	<b>IMPELLER WITH GRINDER UNIT</b> 	<b>50 Hz</b>
<b>FTR SERIES</b>		<b>2 POLE</b>
<b>165M-165T-215M-215T-315T</b>		

#### USE

These series of grinder pumps are particularly used in civil and industrial sewage plants. They have been designed to pump the liquid at high head with very low capacity. The cutter unit, in a special hard stainless steel, cuts into small pieces threadlike materials contained in the liquids. As the risk of clogging is avoided small diameter pipes are used. These pumps can be used to lift the sewage of blocks of flats and villas, small isolated areas far from the sewer systems; the sewage of hotels and campsites, in the food and paper industry and in those particular situations where the installation is often expensive by using a gravity system.

#### MATERIALS

##### Cover

Cast iron EN GJL 200 (UNI EN 1561)

##### Motor housing

Cast iron EN GJL 200 (UNI EN 1561)

##### Pump housing

Cast iron EN GJL 200 (UNI EN 1561)

##### Supporting foot

Cast iron EN GJL 200 (UNI EN 1561)

##### Impeller

Cast iron EN GJL 200 (UNI EN 1561)

##### Mechanical seal motor side

215M-215T-315T Graphite/Steatite

##### Mechanical seal pump side

Silicon Carbide/Silicon Carbide (SiC/SiC)

##### Motor shaft

Stainless steel AISI 431

##### Grinder

Hardened stainless steel

##### Bolts and nuts

Stainless steel Grade A2

##### Cable

5 meters type H07RN-F

Single-phase with 4G1,5 mm<sup>2</sup> cable, capacitor box and SCHUKO (CEE 7/VII) plug

Single-phase FTR215M with 4G2,5mm<sup>2</sup> cable, capacitor box and SCHUKO (CEE 7/VII) plug

VThree-phase with 4G1,5 mm<sup>2</sup> cable

#### LIMITS TO USE

##### Max temperature of the liquid pumped

+40°C

##### pH of the liquid pumped

6÷10

##### Max immersion depth

20 m

##### Liquid density

1,0 kg/dm<sup>3</sup>

##### Min immersion depth for continuous service

165M-165T 373 mm

215M-215T-315T 440 mm

##### Max number starts/hour

20

##### Acoustic pressure level issued

<70dB(A)

#### MOTOR

The electric motor is asynchronous with squirrel cage rotor in oil bath

Class of insulation F

Protection degree IP68

2pole; 50Hz

Main voltage values and relative tolerance in relation to the rated voltage value:

##### SINGLE-PHASE

230V ±6% FTR165M

built-in overheating protection and float switch

##### THREE-PHASE

230V ±10%

400V ±10%

Other voltages on request.

#### OTHER FEATURES ON REQUEST

10m cable length in accordance with EN 60335-2-41

Frequency 60 Hz (*see specific catalogue*)

Other voltages

With food grade white oil

#### TECHNICAL DATA

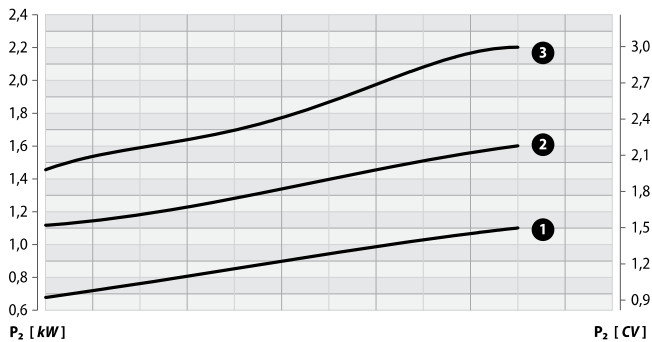
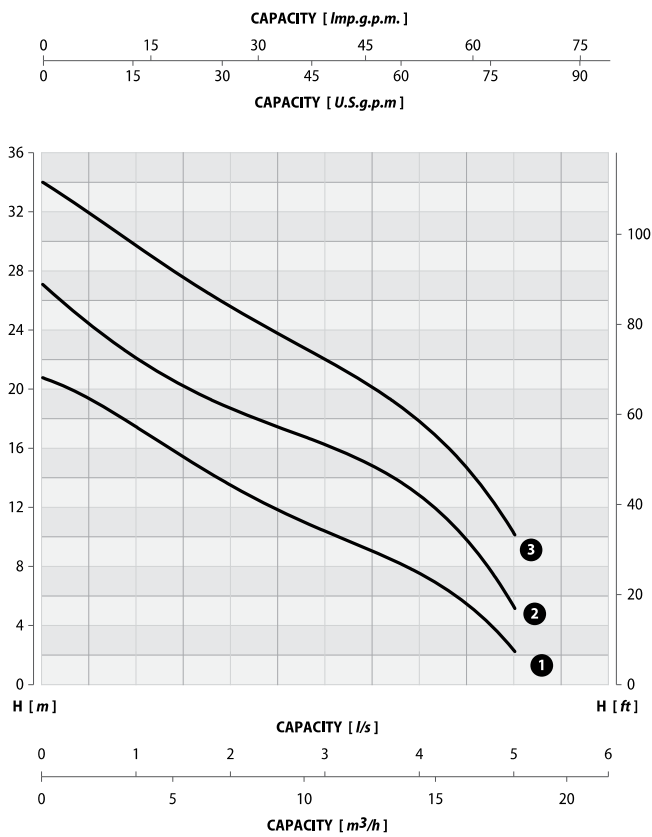
MODEL	P1 kW	P2		VOLTAGE V	CURRENT A	CAPACITOR		CABLE m	WEIGHT kg
		kW	CV			μF	V		
<b>165M</b>	1,4	1,1	1,5	230 (1~)	7,0	30	450	5	34
<b>165T</b>	1,4	1,1	1,5	230/400 (3~)	5,2/3,0	-	-	5	34
<b>215M</b>	2,3	1,6	2,1	230 (1~)	11,0	40	450	5	40
<b>215T</b>	2,3	1,6	2,1	230/400 (3~)	6,9/4,0	-	-	5	40
<b>315T</b>	3,1	2,2	3,0	230/400 (3~)	8,7/5,0	-	450	5	42

<b>FTR SERIES</b>	<b>165M-165T-215M-215T-315T</b>		<b>50 Hz</b>
			<b>2 POLE</b>

**PERFORMANCE RANGE**

CAPACITY												
<i>l/s</i>	0	0,5	1,0	1,5	2,0	2,5	3,0	3,5	4,0	4,5	5,0	
<i>m³/h</i>	0	1,8	3,6	5,4	7,2	9,0	10,8	12,6	14,4	16,2	18,0	
<i>l/min</i>	0	30	60	90	120	150	180	210	240	270	300	

MODEL	CURVE N°	HEAD m											
		165M	1	21,0	19,0	17,0	15,8	14,0	12,0	9,5	8,8	7,8	5,8
165T	215M	2		27,0	25,0	21,0	20,5	19,0	18,0	15,5	14,5	13,0	10,0
215T	315T		3	34,0	32,0	29,5	27,5	25,7	23,8	22,0	20,0	17,5	15,0



Performance tolerance in according to UNI/ISO 9906 Grade 2



За контакт | For contact

## Турбо-С ЕООД

гр. Видин, п.к. 3700, ул. "Цар Симеон Велики" 136  
тел: 094/606 154 | моб: 0888 727 789

Turbo- S Ltd, 3700 Vidin, Bulgaria, 136 Tsar Simeon Veliki Str.  
phone: 094/606 154 | mobile: 0888 727 789

---

[info@turbo-cb.com](mailto:info@turbo-cb.com) | [office@turbo-cb.com](mailto:office@turbo-cb.com)

<http://www.turbo-cb.com>